

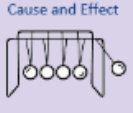




Disciplinary Knowledge				
	Early years	Year 1 and 2	Year 3 and 4	Year 5 and 6
	Interpreting findings, analysing and making connections			
	<p>Making simple observations about the past from photographs and images.</p>	<p>Year 1 Interpreting evidence by making simple deductions.</p> <p>Making simple inferences and deductions from sources of evidence.</p> <p>Describing the main features of concrete evidence of the past or historical evidence (e.g. pictures, artefacts and buildings).</p> <p>Year 2 Making links and connections across a unit of study.</p> <p>Selecting and using sections of sources to illustrate and support answers.</p>	<p>Understanding that there are different ways to interpret evidence.</p> <p>Interpreting evidence in different ways.</p> <p>Understanding and making deductions from documentary as well as concrete evidence e.g. pictures and artefacts.</p> <p>Making links and connections across a period of time, cultures or groups.</p> <p>Asking the question "How do we know?"</p>	<p>Interpreting evidence in different ways using evidence to substantiate statements.</p> <p>Making increasingly complex interpretations using more than one source of evidence.</p> <p>Challenging existing interpretations of the past using interpretations of evidence.</p> <p>Making connections, drawing contrasts and analysing within a period and across time.</p> <p>Beginning to interpret simple statistical sources.</p>
	Evaluating and drawing conclusions			

<p>Historical Enquiry</p> 	<p>Deciding whether photographs or images (e.g. from stories) depict the past.</p>	<p>Year 1 Drawing simple conclusions to answer a question</p> <p>Year 2 Making simple conclusions about a question using evidence to support.</p>	<p>Understanding that there may be multiple conclusions to a historical enquiry question.</p> <p>Reaching conclusions that are substantiated by historical evidence.</p> <p>Recognising similarities and differences between past events and today.</p>	<p>Reaching conclusions which are increasingly complex and substantiated by a range of sources.</p> <p>Evaluating conclusions and identifying ways to improve conclusions.</p>
	Communicating findings			
	<p>Communicating findings by pointing to images and using simple language to explain their thoughts.</p>	<p>Year 1 Communicating findings through discussion and timelines with physical objects/ pictures.</p> <p>Using vocabulary such as - old, new, long time ago.</p> <p>Discussing and writing about past events or stories in narrative or dramatic forms.</p> <p>Expressing a personal response to a historical story or event. (e.g. Saying, writing or drawing what they think it felt like in response to a historical story or event.)</p> <p>Year 2 Communicating answers to questions in a variety of ways, including discussion, drama and writing (labelling, simple recount).</p> <p>Using relevant vocabulary in answers.</p>	<p>Communicating knowledge and understanding through discussion, debates, drama, art and writing.</p> <p>Constructing answers using evidence to substantiate findings.</p> <p>Identifying weaknesses in historical accounts and arguments.</p> <p>Creating a simple imaginative reconstruction of a past event using the evidence available to draw, model, dramatise, write or retell the story.</p> <p>Creating a structured response or narrative to answer a historical enquiry.</p> <p>Describing past events orally or in writing, recognising similarities and differences with today.</p>	<p>Communicating knowledge and understanding in an increasingly diverse number of ways, including discussion, debates, drama, art, writing, blog posts and podcasts.</p> <p>Showing written and oral evidence of continuity and change as well as indicting simple causation.</p> <p>Using historical evidence to create an imaginative reconstruction exploring the feelings of people from the time.</p> <p>Constructing structured and organised accounts using historical terms and relevant historical information from a range of sources.</p> <p>Constructing explanations for past events using cause and effect.</p> <p>Using evidence to support and illustrate claims.</p>


		Describing past events and people by drawing or writing.		
		Expressing a personal response to a historical story or event through discussion, drawing or writing.		
	Posing historical questions			
	Asking questions about the differences they can see in photographs or images (in stories) that represent the past.	<p>Year 1 Asking how and why questions based on stories, events and people.</p> <p>Asking questions about sources of evidence (e.g. artefacts).</p> <p>Year 2 Asking a range of questions about stories, events and people.</p> <p>Understanding the importance of historically-valid questions.</p>	<p>Understanding how historical enquiry questions are structured.</p> <p>Creating historically-valid questions across a range of time periods, cultures and groups of people.</p> <p>Asking questions about the main features of everyday life in periods studied, e.g. how did people live.</p> <p>Creating questions for different types of historical enquiry.</p> <p>Asking questions about the bias of historical evidence.</p>	<p>Planning a historical enquiry.</p> <p>Suggesting the evidence needed to carry out the enquiry.</p> <p>Identifying methods to use to carry out the research.</p> <p>Asking historical questions of increasing difficulty e.g. who governed, how and with what results?</p> <p>Creating a hypothesis to base an enquiry on.</p> <p>Asking questions about the interpretations, viewpoints and perspectives held by others.</p>
Gathering, organising and evaluating evidence				
Making simple observations about the past from photographs and images.	<p>Year 1 Using sources of information, such as artefacts, to answer questions.</p> <p>Drawing out information from sources.</p> <p>Making simple observations about the past from a source.</p>	<p>Using a range of sources to construct knowledge of the past.</p> <p>Defining the terms 'source' and 'evidence'.</p> <p>Extracting the appropriate information from a historical source.</p>	<p>Using different sources to make and substantiate historical claims.</p> <p>Developing an awareness of the variety of historical evidence in different periods of time.</p>	

		<p>Year 2 Understanding how we use books and sources to find out about the past.</p> <p>Using a source to answer questions about the past.</p> <p>Evaluating the usefulness of sources to a historical enquiry.</p> <p>Selecting information from a source to answer a question.</p> <p>Identifying a primary source.</p>	<p>Selecting and recording relevant information from a range of sources to answer a question.</p> <p>Identifying primary and secondary sources.</p> <p>Identifying the bias of a source.</p> <p>Comparing and contrasting different historical sources.</p>	<p>Distinguishing between fact and opinion.</p> <p>Recognising 'gaps' in evidence.</p> <p>Identifying how sources with different perspectives can be used in a historical enquiry.</p> <p>Using a range of different historical evidence to dispute the ideas, claims or perspectives of others.</p> <p>Considering a range of factors when discussing the reliability of sources, e.g. audience, purpose, accuracy, the creators of the source.</p>
<p>Change and Continuity</p> 	<p>Being aware of changes that happen throughout the year (e.g. seasons, nature).</p>	<p>Year 1 Being aware that some things have changed and some have stayed the same in their own lives.</p> <p>Describing simple changes and ideas/objects that remain the same.</p> <p>Understanding that some things change while other items remain the same and some are new.</p> <p>Year 2 Recognising some things which have changed /stayed the same as the past.</p> <p>Identifying simple reasons for changes.</p>	<p>Identifying reasons for change and reasons for continuities.</p> <p>Identifying what the situation was like before the change occurred.</p> <p>Comparing different periods of history and identifying changes and continuity.</p> <p>Describing the changes and continuity between different periods of history.</p> <p>Identifying the links between different societies.</p>	<p>Making links between events and changes within and across different time periods/societies.</p> <p>Identifying the reasons for changes and continuity.</p> <p>Describing the links between main events, similarities and changes within and across different periods/studied.</p> <p>Describing the links between different societies.</p> <p>Explaining the reasons for changes and continuity using the vocabulary and terms of the period as well.</p>

<p>Cause and Consequence</p> 	<p>Experiencing cause and effect in play - achieve through continuous provision.</p>	<p>Year 1 Asking why things happen and beginning to explain why with support.</p> <p>Year 2 Asking questions about why people did things, why events happened and what happened as a result.</p> <p>Recognising why people did things, why events happened and what happened as a result.</p>	<p>Identifying the consequences of events and the actions of people.</p> <p>Identifying reasons for historical events, situations and changes.</p>	<p>Analysing and presenting the reasons for changes and continuity.</p> <p>Giving reasons for historical events, the results of historical events, situations and changes.</p> <p>Starting to analyse and explain the reasons for, and results of historical events, situations and change.</p>
<p>Similarities and Differences</p> 	<p>Beginning to recognise similarities and differences between the past and today.</p> <p>Using photographs and stories to compare the past with the present day.</p>	<p>Year 1 Beginning to look for similarities and differences over time in their own lives.</p> <p>Year 2 Identifying similarities and differences between ways of life at different times.</p> <p>Finding out about people, events and beliefs in society.</p> <p>Making comparisons with their own lives.</p>	<p>Identifying similarities and differences between periods of history.</p> <p>Explaining similarities and differences between daily lives of people in the past and today.</p> <p>Identifying similarities and differences between social, cultural, religious and ethnic diversity in Britain and the wider world.</p>	<p>Describing similarities and differences between social, cultural, religious and ethnic diversity in Britain and the wider world.</p> <p>Making links with different time periods studied.</p> <p>Describing change throughout time.</p>
<p>Historical Significance</p> 	<p>Recalling special people in their own lives.</p>	<p>Year 1 Recalling special events in their own lives.</p> <p>Year 2 Discussing who was important in a historical event.</p>	<p>Recalling some important people and events.</p> <p>Identifying who is important in historical sources and accounts.</p>	<p>Identifying significant people and events across different time periods.</p> <p>Comparing significant people and events across different time periods.</p> <p>Explain the significance of events, people and developments.</p>

Sources of Evidence	<p>Using photographs and stories to compare the past with the present day.</p> <p>Using stories and non-fiction books to find out about life in the past.</p>	<p>Year 1 Using artefacts, photographs and visits to museums to answer simple questions about the past.</p> <p>Finding answers to simple questions about the past using sources (e.g. artefacts).</p> <p>Sorting artefacts from then and now.</p> <p>Year 2 Using artefacts, photographs and visits to museums to ask and answer questions about the past.</p> <p>Making simple observations about a source or artefact.</p> <p>Using sources to show an understanding of historical concepts (see above).</p> <p>Identifying a primary source.</p>	<p>Using a range of sources to find out about a period.</p> <p>Using evidence to build up a picture of a past event. Observing the small details when using artefacts and pictures.</p> <p>Identifying sources which are influenced by the personal beliefs of the author.</p>	<p>Recognising primary and secondary sources.</p> <p>Using a range of sources to find out about a particular aspect of the past.</p> <p>Identifying bias in a source and identifying the value of the sources to historical enquiry and the limitations of sources.</p> <p>Describing how secondary sources are influenced by the beliefs, cultures and time of the author.</p>
Historical Interpretations	<p>Recognising that different members of the class may notice different things in photographs from the past.</p>	<p>Year 1 Beginning to identify different ways to represent the past (e.g. photos, stories).</p> <p>Developing their own interpretations from historical artefacts.</p> <p>Year 2 Recognising different ways in which the past is represented (including eye-witness accounts).</p>	<p>Identifying and giving reasons for different ways in which the past is represented.</p> <p>Identifying the differences between different sources and giving reasons for the ways in which the past is represented.</p> <p>Exploring different representations from the period e.g. archaeological evidence, museum evidence, cartoons and books.</p>	<p>Comparing accounts of events from different sources.</p> <p>Suggesting explanations for different versions of events.</p> <p>Evaluating the usefulness of historical sources.</p> <p>Identifying how conclusions have been arrived at by linking sources.</p>

		<p>Comparing pictures or photographs of people or events in the past.</p> <p>Developing their own interpretations from photographs and written sources.</p>	<p>Evaluating the usefulness of different sources.</p>	<p>Developing strategies for checking the accuracy of evidence.</p> <p>Addressing and devising historically valid questions.</p> <p>Understanding that different evidence creates different conclusions.</p> <p>Evaluating the interpretations made by historians.</p>
--	--	---	--	--

Substantive Knowledge				
	Early years	Year 1 and 2	Year 3 and 4	Year 5 and 6
<p>Chronological Awareness</p> 	<p>To know that someone's age is the time since they were born.</p> <p>To know that they started life as a baby but have since grown and changed.</p> <p>To know that some people are older than others.</p> <p>To know that parents are older than children and grandparents are older than parents.</p> <p>To know some language for talking about the passing of time and events that have already happened, even if used inaccurately. (before, yesterday, last week, last year).</p>	<p>To know that a timeline shows the order events in the past happened.</p> <p>To know that we start by looking at 'now' on a timeline then look back.</p> <p>To know that 'the past' is events that have already happened.</p> <p>To know that 'the present' is time happening now.</p> <p>To know that within living memory is 100 years.</p> <p>To know that beyond living memory is more than 100 years ago.</p> <p>To know that events in history may last different amounts of time.</p>	<p>To know that history is divided into periods of history e.g. ancient times, middle ages and modern.</p> <p>To know that we can use dates to work out the interval between periods of time and the duration of historical events or periods.</p> <p>To know that BC means before Christ and is used to show years before the year 0.</p> <p>To know that AD means Anno Domini and can be used to show years from the year 1AD.</p> <p>To know that prehistory is the period of time before written methods and</p>	<p>To understand the term "century" and how dating by centuries works.(e.g. the 1500s are known as the 16th century).</p> <p>To know relevant dates and relevant terms for the period and period labels e.g. Stone Age, Bronze Age, Iron Age, Romans, Anglo-Saxons, Vikings, Romans, Tudors, Greeks, Aztecs, and Victorians.</p>

		<p>To know a decade is ten years.</p>	<p>stretches until the Roman invasion in AD43.</p> <p>To know that prehistory is divided into the Paleolithic, Mesolithic, Neolithic, Bronze Age and Iron Age.</p> <p>To know that the Stone Age, Bronze Age and Iron Age periods are named after the materials that were commonly used to make tools.</p> <p>To know that the Tudor period is the name of the period from 1485-1603 as this was when the Tudor family were the ruling family in England.</p> <p>To know that the Victorian period is the period 1833-1901 and roughly coincides with the years that Queen Victoria ruled.</p>	
<p>Power - Monarchy, Government and Empire</p>	<p>To know that in fairytales kings/queens are usually important, powerful people who rule over others.</p>	<p>Year 2 To know that a monarch in the UK is a king or queen.</p> <p>To begin to understand that power is exercised in different ways in different cultures, times and groups e.g. monarchy.</p> <p>To know that Britain was organised into kingdoms and these were governed by monarchs.</p>	<p>To understand the development of groups, kingdom and monarchy in Britain.</p> <p>To know who became the first ruler of the whole of England.</p> <p>To understand the expansion of empires and how they were controlled across a large empire.</p> <p>To understand that societal hierarchies and structures existed including aristocracy and peasantry.</p>	<p>To understand how the monarchy exercised absolute power.</p> <p>To understand the process of democracy and parliament in Britain.</p> <p>To understand that different empires have different reasons for their expansion.</p> <p>To understand that there are changes in the nature of society.</p>

			To understand some reasons why empires fall/collapse.	To know that there are different reasons for the decline of different empires.
Achievements and follies of mankind	To recognise some interests and achievements from their own lives and the lives of their families and friends.	<p>To know some inventions that still influence their own lives today (e.g. toys – the invention of the teddy bear, electronic toys etc.)</p> <p>To know some achievements and discoveries of significant individuals (e.g. explorers).</p> <p>To begin to identify achievements and inventions that still influence their own lives today (e.g. schools, travel).</p> <p>To know the legacy and contribution of some inventions (e.g. flight).</p> <p>To be aware of the achievements of significant individuals (e.g. those involved with the history of flight).</p>	<p>To be able to identify achievements and inventions that still influence our lives today from Roman times.</p> <p>To know the legacy and contribution of the Anglo-Saxons and Vikings to life today in Britain.</p> <p>To be aware that the achievements of ancient civilisations contributed to the development of technology, culture and science.</p>	<p>To understand that people in the past were as inventive and sophisticated in thinking as people today.</p> <p>To know that new and sophisticated technologies were advanced which allowed cities to develop.</p> <p>To understand the impact of war on local communities.</p> <p>To know some of the impacts of war on daily lives.</p>
Invasion, Settlement and Migration			<p>To know that there were different reasons for invading Britain.</p> <p>To understand that there are varied reasons for coming to Britain.</p> <p>To know that there are different reasons for migration.</p> <p>To know that settlement created tensions and problems.</p>	<p>To understand there are increasingly complex reasons for migrants coming to Britain.</p> <p>To understand that migrants come from different parts of the world.</p> <p>To know about the diverse experiences of the different groups coming to Britain over time.</p>

			<p>To understand the impact of settlers on the existing population.</p> <p>To understand the earliest settlements in Britain.</p> <p>To know that settlements changed over time.</p>	
Civilisation - Social and Cultural			<p>To understand how invaders and settlers influence the culture of the existing population.</p> <p>To understand that society was organised in different ways in different cultures and times and consisted of different groups with different roles and lifestyles.</p> <p>To know that education existed in some cultures, times and groups.</p>	<p>To understand the changes and reasons for the organisation of society in Britain.</p> <p>To understand how society is organised in different cultures, times and groups.</p> <p>To be able to compare development and role of education in societies.</p> <p>To be able to compare education in different cultures, times and groups.</p> <p>To understand the changing role of women and men in Britain.</p> <p>To understand that there are differences between early and later civilisations.</p>
Tax and Trade			<p>To know that communities traded with each other and over the English Channel in the Prehistoric Period.</p> <p>To understand that trade began as the exchange of goods.</p> <p>To understand that trade routes existed between Britain in the Roman, Anglo-Saxon and Viking times.</p>	<p>To know that trade routes from Britain expanded across the world.</p> <p>To understand there was a race to discover new countries and that this resulted in new items to be traded in (e.g. silk, spices and precious metals).</p> <p>To understand that the expansion of trade routes increased the variety of</p>

			<p>To understand that the Roman invasion led to a great increase in British trade with the outside world.</p> <p>To understand that trade develops in different times and ways in different civilisations.</p> <p>To understand that the traders were the rich members of society.</p>	<p>goods available.</p> <p>To understand that the methods of trading developed from in person to boats, trains and planes.</p> <p>To understand the development of global trade.</p> <p>To understand that trading ships and centres (e.g. York) were a reason for the Vikings raiding Britain.</p>
Beliefs			<p>To understand that there are different beliefs in different cultures, times and groups.</p> <p>To know about paganism and the introduction of Christianity in Britain. To know how Christianity spread.</p> <p>To compare the beliefs in different cultures, times and groups.</p>	<p>To be aware of the different beliefs that different cultures, times and groups hold.</p> <p>To understand the changing nature of religion in Britain and its impact.</p> <p>To be aware of how different societies practise and demonstrate their beliefs.</p> <p>To be able to identify the impact of beliefs on society.</p>